


# Winnie in Winter

(out of Winnie the Witch, 6-in-1 collection; by Valerie Thomas and Korky Paul)



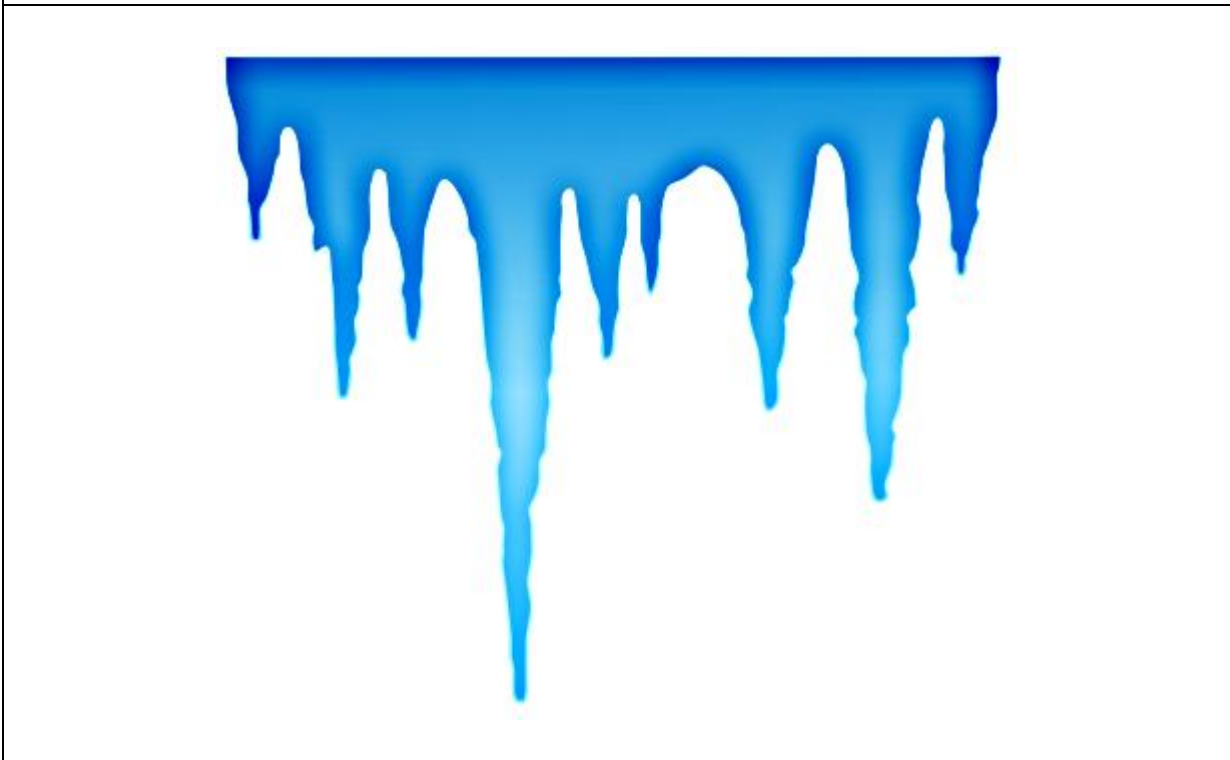
Teaching unit for lower school  
(1<sup>st</sup> or 2<sup>nd</sup> year)


Martina Fuchs

Methodology of Teaching Literature and Culture  
(Fachdidaktisches Proseminar 4)  
Dr. Elisabeth Pölzleitner

WS 2010/ 2011

Vocabulary









<b>to shiver</b>	<b>icicles</b>
<b>to be tired of sth.</b>	<b>spell</b>
<b>wand</b>	<b>a crowd to crowd</b>
<b>noise</b>	<b>mess</b>

# Winnie in Winter



## Pre-reading activities

1) Which words match with wintertime, which with summertime?

Circle the words for **winter** blue and the words for **summer** yellow!

to shiver   ice cream   to sweat   flip-flops   snow   hot sun   ice   skiing  
flowers   icicles   boots   deck chair   gloves   winter sleep   cold   swimming

2) Brainstorming: Think about wintertime.

Do you like it? Why? Why not?



\_\_\_\_\_

\_\_\_\_\_



\_\_\_\_\_

\_\_\_\_\_

What activities can you do in winter?

\_\_\_\_\_

\_\_\_\_\_

\_\_\_\_\_

What feelings do you associate (=verbinden) with winter?

\_\_\_\_\_

\_\_\_\_\_

What other words come to your mind when you think of winter?

---

---

3) The story's title is "Winnie in Winter". What do you think Winnie is doing in winter? \_\_\_\_\_



---

**While-reading activities**

4) Now listen to your teacher's description of Winnie and draw the witch in her winter-outfit!

Winnie's winter outfit

Write down some clothes you need in winter!

5) ... And something magic happened!

Guess what happened! \_\_\_\_\_

6) Then she heard a very strange noise...



What do you think she heard? \_\_\_\_\_

---

**7) Look at the picture for 30 seconds. Remember as many details as possible and answer your teacher's questions!**



**Post-reading activities**

---

**8) Find the 8 mistakes in the text! Write the correct words next to the wrong line! (↓)**

Winnie the witch looked out of the window and shivered. She was \_\_\_\_\_  
tired of winter. Her cat Wilbur was tired of winter, too. So Winnie took \_\_\_\_\_  
the newspaper and read it carefully. Then she put on her coat, her hat, \_\_\_\_\_  
her flip-flops and her scarf. She waved her hat five times and shouted \_\_\_\_\_  
“Abracadabra!” It was foggy summer. The animals and the flowers were \_\_\_\_\_  
happy to have summer. Suddenly Winnie heard a noise. She saw a great \_\_\_\_\_  
crowd of cows running towards her house. They sat in the sunshine and \_\_\_\_\_  
liked summer a lot. Winnie saw a somebody selling pop-corn in her garden. \_\_\_\_\_  
The witch was angry. Her lovely summer was horrible. Again, she shouted \_\_\_\_\_  
“Abracadabra!” and it was winter again. The people rushed home. Winnie \_\_\_\_\_  
had a cup of tea and Wilbur a saucer of warm milk. At the end, Winnie and \_\_\_\_\_  
Wilbur liked winter again. \_\_\_\_\_

**9) Winnie is watching the people in her garden. What are they doing?**

Write down at least six sentences!



---

---

---

---

---

---

---

---

---

---

**10) Read the first part of the story and fill in the missing words!**

Winnie the witch looked out of her window and sh\_\_\_\_\_. Her \_\_\_\_\_ was covered in snow. Winnie was \_\_\_\_\_ of winter. Suddenly, Winnie had an idea. She took her book of \_\_\_\_\_ and read it carefully. Then she went outside and waved her \_\_\_\_\_ five times. And something magical happened! It was sunny \_\_\_\_\_. Winnie was sitting happily in her d\_\_\_\_\_ ch\_\_\_\_\_. Then she heard a strange noise...



**Now write a different ending to the story!**

Then she heard a strange noise... \_\_\_\_\_

\_\_\_\_\_

\_\_\_\_\_

\_\_\_\_\_

\_\_\_\_\_

\_\_\_\_\_

\_\_\_\_\_

\_\_\_\_\_

\_\_\_\_\_

\_\_\_\_\_

\_\_\_\_\_

\_\_\_\_\_

\_\_\_\_\_

\_\_\_\_\_

\_\_\_\_\_

\_\_\_\_\_

\_\_\_\_\_

\_\_\_\_\_

\_\_\_\_\_

\_\_\_\_\_

\_\_\_\_\_

**Teacher’s notes:**



- Pre-teach vocabulary. The vocabulary cards only include the most important words.
- It might be nice to bring some real items such as a wand, a book of spells, a witch’s hat... and to use them while telling the story.
- If you have a beamer at school, it is a good idea to project the pictures onto the wall. Otherwise it is good to use transparencies for important illustrations in order to make sure that the pictures are big enough and can be seen well by the pupils.
- Use the picture of the double page “The sun diappeared. The blue sky disappeared. ...” for activity 7. Prepare some questions, such as “How many snowmen are on the picture?, What does the girl hold in her hand?, Where is Winnie? ...”

*Have fun teaching the story!*

