





























The Middle Ages


Year 3, September - October

Classwork	Materials	Skills
<p>Research: Life in the Middle Ages Read the info-cards and find out about life in the Middle Ages. Collect interesting facts in your folder. Make sure you collect information about the following topics:</p> <ul style="list-style-type: none"> • Interesting Characters: The Wife of Bath, Robin Hood... • Food • Health and hygiene • Life in Medieval towns • Life in the castle (boys and girls) • Other interesting facts <p>You will see that some info-cards contain facts about more than one category. Keep separate fact-sheets in your binder to collect your information. Then show your understanding of the info-texts in your book “Life in the Middle Ages”. You can do this in many ways: Here are some ideas to get you started: <i>Diary pages of medieval characters, Time-traveler’s diary, letters, postcards, recipes, acrostics and other poems, alphabet, drawings, diagrams, lists, posters, announcements, songs, board games, home cures that really work, pages from a medieval book of home cures, and many more...</i></p> <p>Choose a variety of different text-types and ideas to show your understanding of the information you have collected. Your booklet has 12 pages + a table of contents. Put the 6 writing tasks of this workshop that have been marked with a book symbol  into your booklet. You are free to choose topics and ideas for the other 6 pages. Always write a first draft of your text on paper or on Moodle and ask your teacher/co-teacher for feedback. Then revise the text carefully and copy/paste it into your book. Decorate the pages nicely and write a table of contents on the first page (yellow inside cover). Make sure your pages are really interesting and show your good understanding of the facts. You want to be proud of your work!</p>	<p>Info cards Blank booklets</p>     	
<p>The Wife of Bath: by Geoffrey Chaucer Can you read this old text in strange English? What does it tell us about the Wife of Bath? Design a first page for your booklet. Show what you have found out about her.</p>	   	
<p>Medieval Home Cures: Work with a partner and find out about medieval remedies for common health problems.</p>	<p>Pairwork</p>	

<p>Home Remedy Write a recipe for a home remedy, either a real one or one you have created yourself. Say what the remedy is for and give instructions for its use. Design a nice A4 sheet for a home remedy book. Put your page into your Middle Ages booklet.</p>		
<p>The Cauldron Game: Food in the Middle Ages</p>	Pairwork	
<p>Speed Matching: Activities in the Middle Ages</p>	Cardame, Groups	
<p>Personal Coat of Arms: Design your personal coat of arms and write about a page about your ideas. Put this page into your Middle Age booklet.</p>		
<p>Catherine, called Birdy It wasn't easy being a girl in the Middle Ages, especially for a rebellious girl like Birdy. Work on excerpts from the novel.</p>	Whole class Birdy package	 4 skills
<p>Catherine called Birdy: Be a writer Write Birdy's diary for a day (see instructions on page ..) Put your revised diary page into your Middle Age booklet.</p>		
<p>Robin Hood Robin Hood and the Shooting Contest: group reading activity</p>	RH-ABCD	
<p>Robin Hood film clips</p>	Video and RH package	
<p>Robin Hood and the Shooting Contest: Text reconstruction exercises</p>	RH package	
<p>Robin Hood vocabulary and dictionary work</p>	RH package	
<p>Robin Hood – fact or fiction? Use the internet to find out about the legend of Robin Hood. Print out a few pages of information and highlight what you consider to be the most important points. Then design an interesting page for your booklet.</p>	Internet 	
<p>Personal Reading: Choose a short book to read at home and write a page about it in your reading diary. We are going to start a bigger book project around October 15th. So don't start a big book now that you won't be able to finish by then.</p>	Library Reading Diary	
<p>New Grammar: <i>Books were written by hand in the Middle Ages:</i> Passive voice</p>	HEW, p. 176	
<p>Middle Ages Narrative: Choose A, B or C (Put this text into your booklet after you have revised it.) <u>A: Time Traveller Narrative</u> Imagine you had a time machine and traveled back in time to the Middle Ages. You landed in Sherwood Forest, met Robin Hood and his Merry Men and had an adventure with them. Write a story describing what happened. Use your dictionaries to look up new, interesting words or expressions. Include at least 3 new words/expressions in your text and highlight them. (300 words approximately) <u>B: Write a diary entry of a girl</u> who has been accused of witchcraft <u>C: Write a diary entry of a boy</u> who is the son of a peasant farmer.</p>	 Writing folder Dictionary Info on your worksheets	







For the teacher: use the previous pages for the cover of the Middle Ages books. Print the two pages on one A4 sheet as a cover, add 3 white sheets, fold it and staple it in the middle like an A5 notebook. The students then fill the blank books.